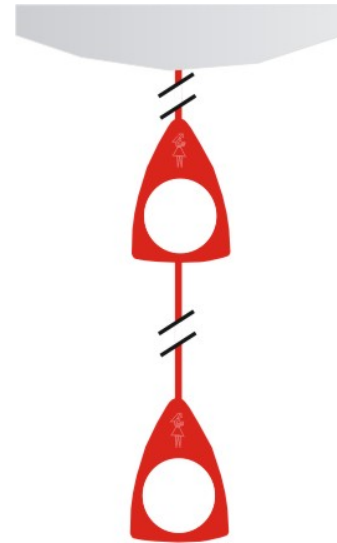


Pull Cord Unit with reassurance

Part Code:	75795B
Facilities:	<ul style="list-style-type: none"> • Reassurance LED • 3 Metre Nylon Braided Cord (red) • 2 Pull Handles (red)
Plate Size:	86mm x 86mm
Box Size:	Flush – BS 1 Gang (Part No. 39100) Surface – 96mm x 85mm x 30mm (Part No. 39322)
Material:	ABS Plastic
Finish:	Fine spark textured Neutral Grey

Note: This unit is designed to comply with HTM 08-03: Bedhead Services and with BS 8300 : 2001 (Section 12.4.10) for use in public access WCs. It is supplied with 3 metres of cord for easy adjustment on site.

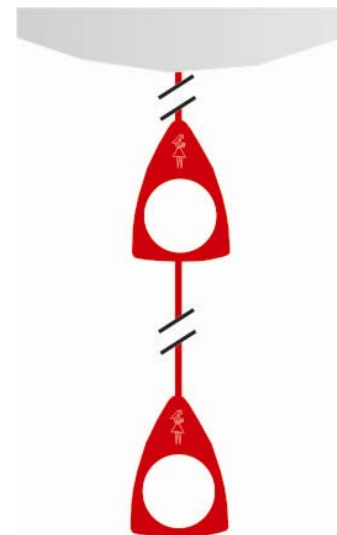
An alternative unit is available (Part No. 75812B) for use in showers.



Pull Cord Unit with reassurance

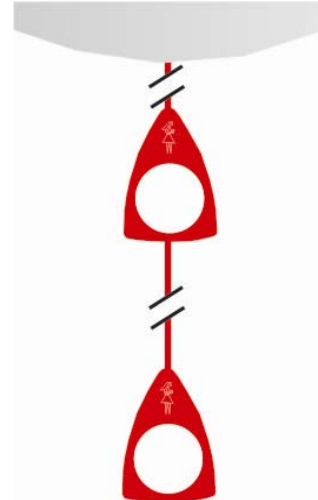
Part Code:	75847B
Facilities:	<ul style="list-style-type: none"> • Reassurance LED • 3 Metre Plastic Cord (red) • 2 Pull Handles (red)
Plate Size:	86mm x 86mm
Box Size:	Flush (Ceiling Mounted) – BS 1 Gang (Part No. 39100) Surface (Ceiling Mounted) – 96mm x 85mm x 30mm (Part No. 39322)
Material:	ABS Plastic
Finish:	Fine spark textured Neutral Grey

Note: To assist in the fight against bacteria such as MRSA, this unit includes a wipe-clean, anti-microbial cord and pull. It is designed to comply with HTM 08-03: Bedhead Services and with BS 8300 : 2001 (Section 12.4.10) for use in public access WCs.



Pull Cord Unit with reassurance (splashproof)

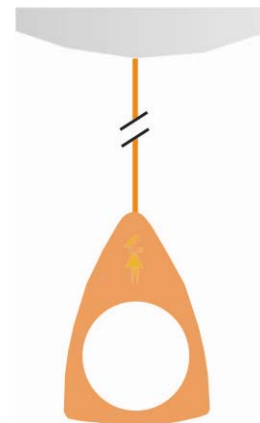
Part Code:	75848B
Facilities:	<ul style="list-style-type: none"> • Reassurance LED • 3 Metre Plastic Cord (red) • 2 Pull Handles (red)
Plate Size:	86mm x 86mm
Ingress Protection:	IP54
Box Size:	Flush (Ceiling Mounted) – BS 1 Gang (Part No. 39100) Surface (Ceiling Mounted) – 96mm x 85mm x 30mm (Part No. 39322)
Material:	ABS Plastic
Finish:	Fine spark textured Neutral Grey



Note: To assist in the fight against bacteria such as MRSA, this unit includes a wipe-clean, anti-microbial cord and pull. It is designed to comply with HTM 08-03: Bedhead Services and with BS 8300 : 2001 (Section 12.4.10) for use in public access WCs.

Pull Cord Unit with reassurance - splashproof

Part Code:	75812B
Facilities:	<ul style="list-style-type: none"> • Reassurance LED • 3 Metre Plastic Cord (orange) • Pull Handle (orange)
Plate Size:	86mm x 86mm
Ingress Protection:	IP 54
Box Size:	Flush – BS 1 Gang (Part No. 39100) Surface – 96mm x 85mm x 30mm (Part No. 39322)
Material:	ABS Plastic
Finish:	Fine spark textured Neutral Grey



Note: To assist in the fight against bacteria such as MRSA, this unit includes a wipe-clean, anti-microbial cord and pull. It is designed to comply with HTM 08-03: Bedhead Services and with BS 8300 : 2001 (Section 12.4.10) for use in public access WCs. It is supplied with 3 metres of cord for easy adjustment on site.


Reset Unit

Part Code:	75710G
Facilities:	<ul style="list-style-type: none">• Reset Push
Plate Size:	146mm x 86mm
Box Size:	Flush – 2 Gang (Part No. 39101) Surface – 2 Gang (Part No. 39301B)
Material:	1.5mm Zintec Steel
Finish:	Powder Coated Papyrus White RAL 9018



Toilet Call Lamp/Tone Unit

Part Code:	75817B
Facilities:	<ul style="list-style-type: none">• One Way LED (orange)• Tone Loudspeaker Module• Protective Grill
Plate Size:	166mm x 91mm
Box Size:	Flush – 150mm x 75mm x 50mm (Part No. 39125) Surface – 168mm x 93mm x 52mm (Part No. 39339)
Material:	1.5mm Zintec Steel
Finish:	Powder Coated Papyrus White RAL 9018

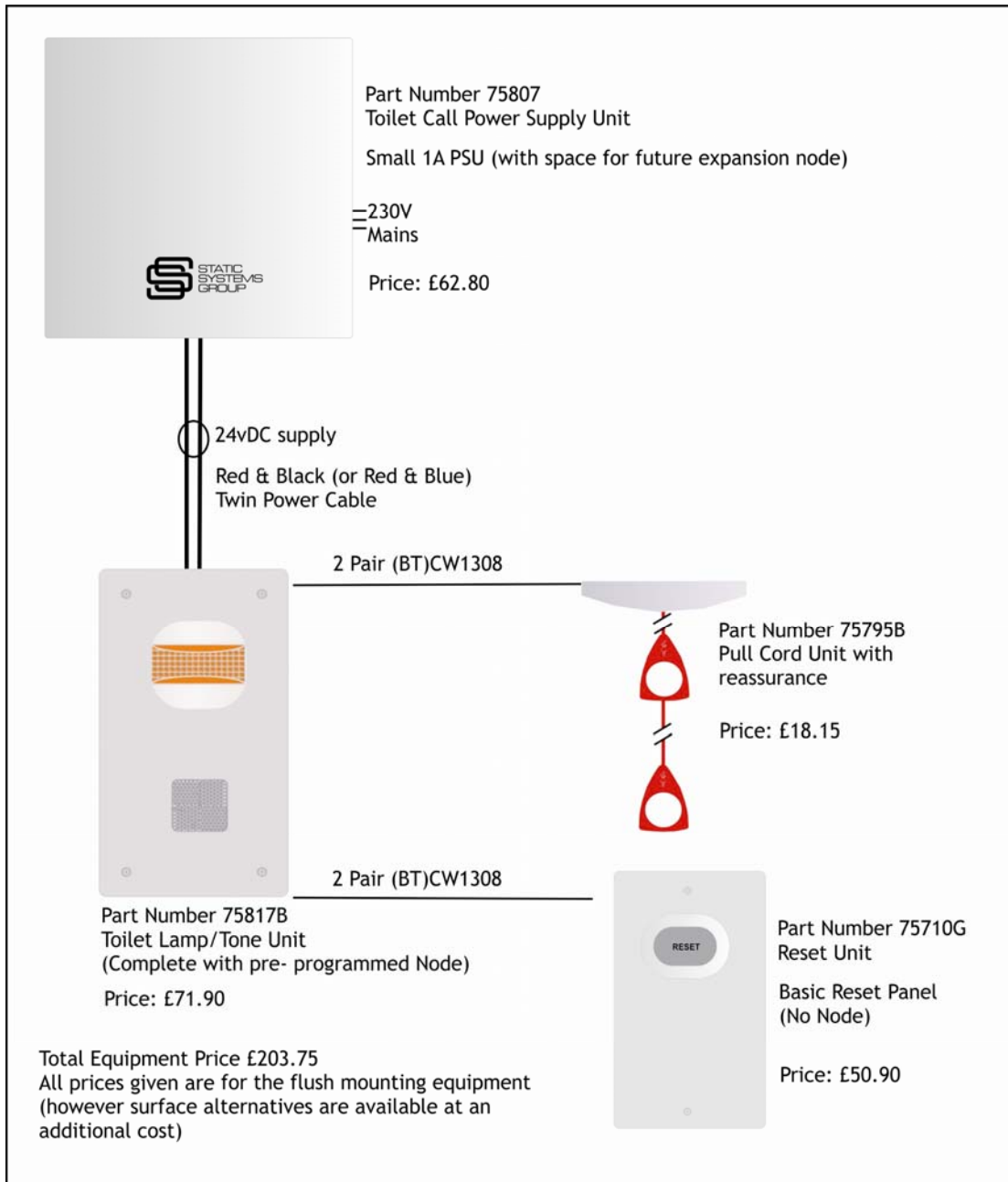


Toilet Call Controller Unit

Part Code:	75807
Output:	24 Volts dc Switchmode Power Supply Unit (1 Amp)
Plate Size:	249 mm x 279mm
Box Size:	Surface – 250mm x 280 mm x 53mm (Part No. 39151W)
Material:	1.5mm Zintec Steel
Finish:	Powder Coated White RAL 9010, 25% gloss (matt)

Note: This unit requires a 230V ac mains supply which should be derived from a suitable UPS to ensure continuity of supply during changeover from normal to standby/generator supply. Full battery backed units and UPS units are available at additional cost.





Our standard terms & conditions of sale (B) apply